

**COMPONENTES  
PARTS  
COMPONENTI**

**FILTRO ACEITE  
OIL FILTER  
FILTRO OLIO**

Ref.	R.O. OEM
REC35595	35595




Ref.	R.O. OEM
REC36918	36918



**KITS CARBURADOR  
CARBURATOR KIT  
KIT CARBURATORE**

Ref.	R.O. OEM
REC36450	36450

**MOTORES / ENGINES / MOTORI**  
6.5, 6.4, 4.9, 8.0 (TWG)  
8.5, 6.5, 12.5, 10.0, 15.0, 12.0 (BTG)  
16.0, 20.0, 25.0 (BEG)



Ref.	R.O. OEM
REC38100	38100

**MOTORES / ENGINES / MOTORI**  
3.0, 4.0, 4.5, 3.75 (BCG)  
4.5, 3.75 (BCGB)  
4.5, 3.75 (BCGTC)  
5.0, 4.2, 6.5, 4.8, 7.0 (BCG)



**MOTOR DE ARRANQUE  
STARTER  
MOTORINO D'AVVIAMENTO**

Ref.	R.O. OEM	DIENTES TOOTH DENTI
PH140-0022	33486	12V 1.4 Kw 9

**MOTORES / ENGINES / MOTORI**  
6.5, 8.0, 11.0 (TWG) 4 Cyl Gas



**ALTERNADOR  
ALTERNATOR  
ALTERNATORE**

Ref.	R.O. OEM
ARC86050	30594 12V 50A



**ÁNODOS DE ZINC  
ZINC ANODES  
ANODI IN ZINCO**

Ref.	R.O. OEM
CME0	11885



**BOMBA DE AGUA**  
**WATER PUMP**  
**POMPA ACQUA**

Ref.	R.O. OEM	Ø ENTRADA Ø INLET Ø ENTRATA	Ø SALIDA Ø OUTLET Ø USCITA	IMPULSOR IMPELLER GIRANTE
SHER30G-1	24102	1/2"	1/2"	REC10077K



Ref.	R.O. OEM	Ø ENTRADA Ø INLET Ø ENTRATA	Ø SALIDA Ø OUTLET Ø USCITA	IMPULSOR IMPELLER GIRANTE
SHER10870G	11353	3/8"	3/8"	REC3854286




Ref.	R.O. OEM	Ø ENTRADA Ø INLET Ø ENTRATA	Ø SALIDA Ø OUTLET Ø USCITA	IMPULSOR IMPELLER GIRANTE
REC48080	48080 37431 33636	3/8" NPT	3/8" NPT	REC653-0001

**NEW**



**IMPULSORES**  
**IMPELLER**  
**GIRANTE**




R.O. OEM	PALAS BLADES PALE	SHERWOOD	JOHNSON	CEF	RECMAR	MEDIDAS (mm) MEASURES (mm) MISURE (mm)		
						A	B	C
302875	12	SHE09000K		CEF500165	REC09000K	15,95	62,2	22,4
11418								
11907	12	SHE09959K		CEF500103T	REC3854286	15,9	62	31,7
33104								
13930	12	SHE10615K		CEF500120T	REC10615K	15,9	65,2	41,3
11764								
33100	12	SHE10077K		CEF500166	REC10077K	12,8	56,6	19,8
48080								
37431	6		JOH09-810B	CEF500101X	REC653-0001	12,17	50,8	22,1



REC09000K



REC3854286



REC10615K



REC10077K



REC653-0001